

Advancing Health

The Role and the Contribution of Non-governmental Organizations



Dr. Kezevino Aram

Founder, International Center for Child and Public Health

President, Shanti Ashram



Shanti Ashram

Gandhian center for development, learning and collaboration



INTERNATIONAL
CENTER FOR CHILD
AND PUBLIC HEALTH

30th year initiative of Shanti Ashram





'We've moved a few things around. Travel books are in the Fantasy section, Politics is in Sci-Fi, and Epidemiology is in Self-Help. Good luck.'



Making sense of the big picture :

10,701,193 people have tested COVID-19 positive in India

Johns Hopkins Global Dashboard

100,908,992 people have tested COVID-19 positive worldwide

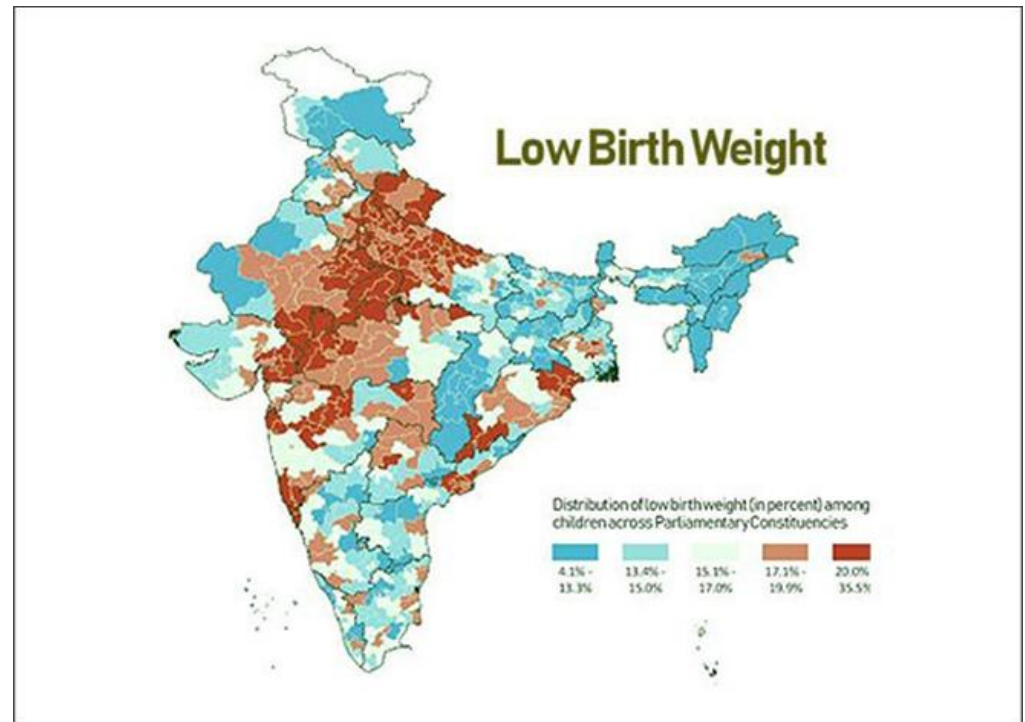
28th January, 2020

What I hope to share with you today

- That data reveals it's a changing India
- How has 'health' as a sector positioned itself in this growth story?
- Health : the components and the growing understanding
- Valuation of health in individual lives and collective productivity?
- Who have been the key contributors?
- The historical first steps & the service scape of the non-governmental organizations
- Niti Ayog: Health Index ranking states India
- Post COVID 19 is there an emerging space for visualizing a healthier India?

That data reveals it's a changing **INDIA**

- Mortality
- Epidemiological Transition
- Double Burden of Disease

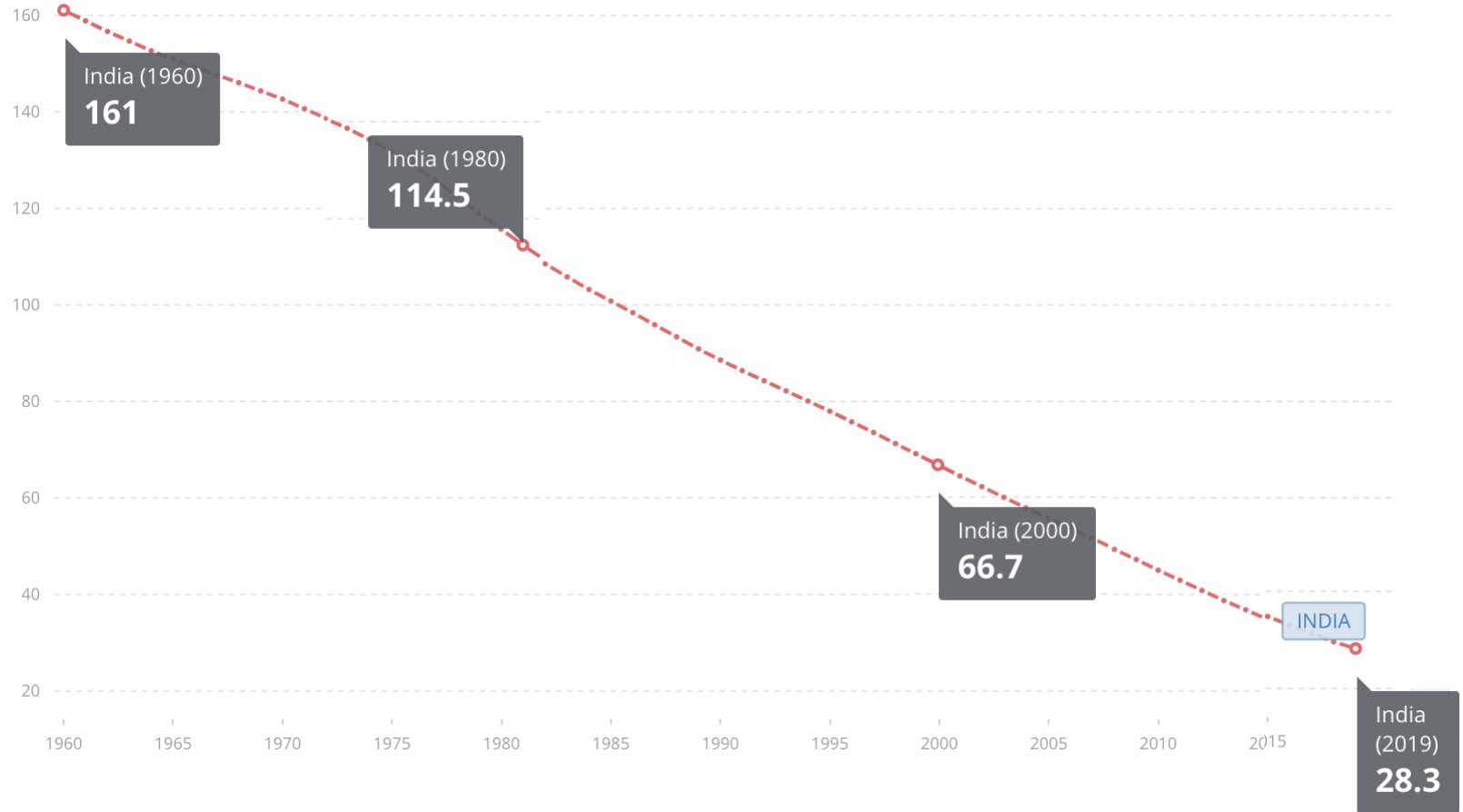


India's population stands at 1.36 billion with 22% below the poverty line

Source: NITI Aayog

Experts group of estimation of poverty

Infant Mortality Rate



**How has 'health' as a sector
positioned itself in this growth story?**




TABLE 2.2 Health Index Summary

Domain	Sub-domain	Larger States		Smaller States		Union Territories	
		Number of Indicators	Weight	Number of Indicators	Weight	Number of Indicators	Weight
Health Outcomes	Key Outcomes	5	500	1	100	1	100
	Intermediate Outcomes	5	250	5	250	4	200
Governance and Information	Health Monitoring and Data Integrity	1	70	1	70	1	70
	Governance	2	60	2	60	2	60
Key Inputs/ Processes	Health Systems/ Service Delivery	10	200	10	200	10	200
TOTAL		23	1,080	19	680	18	630

Health Outcomes

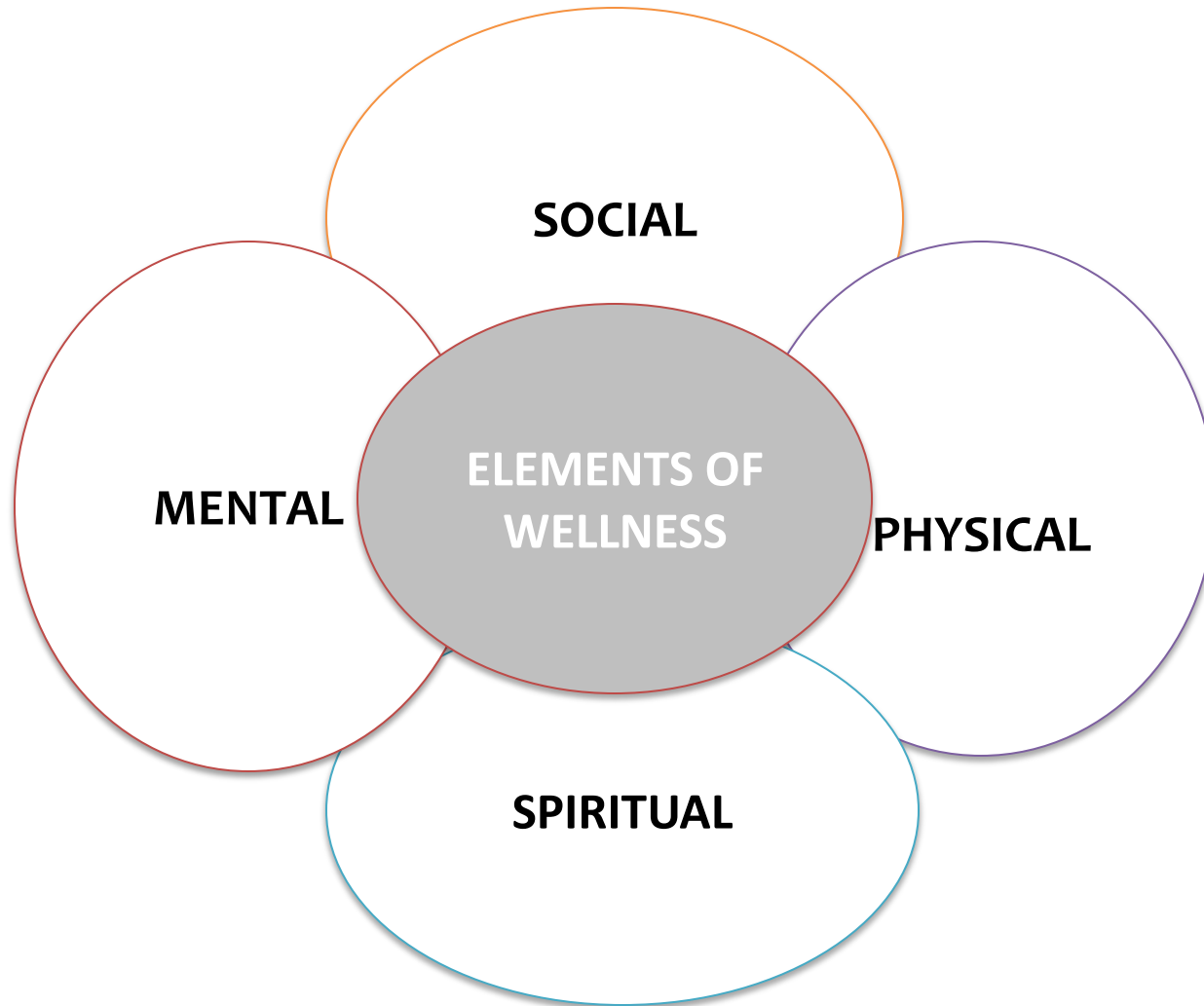
- NMR
- U5MR
- TFR
- LBW
- SRB
- Full immunization coverage
- Institutional deliveries
- TB case notification
- Treatment success rate of new microbiologically confirmed TB cases
- Proportion of PLHIV on ART

TABLE 2.1 Categorization of States and UTs

Category	Number of States and UTs	States and UTs
Larger States	21	Andhra Pradesh, Assam, Bihar, Chhattisgarh, Gujarat, Haryana, Himachal Pradesh, Jammu and Kashmir, Jharkhand, Karnataka, Kerala, Madhya Pradesh, Maharashtra, Odisha, Punjab, Rajasthan, Tamil Nadu, Telangana, Uttar Pradesh, Uttarakhand, West Bengal
Smaller States	8	Arunachal Pradesh, Goa, Manipur, Meghalaya, Mizoram, Nagaland, Sikkim, Tripura
Union Territories	7	Andaman and Nicobar Islands, Chandigarh, Dadra and Nagar Haveli, Daman and Diu, Delhi, Lakshadweep, Puducherry

Health :

the components and the growing understanding



Worldwide 10-20% of children and adolescents experience mental disorders. Half of all mental illnesses begin by the age of 14 and three-quarters by mid-20s.

Healthcare Allocation as a Percentage of GDP



11%

Germany



4%

India



17%

US



4%

Malaysia

Current Health Expenditure per Capita



Germany

US\$ - 5,472
PPP - 6,098



India

US\$ - 73
PPP - 275



US

US\$ - 10,625
PPP - 10,624



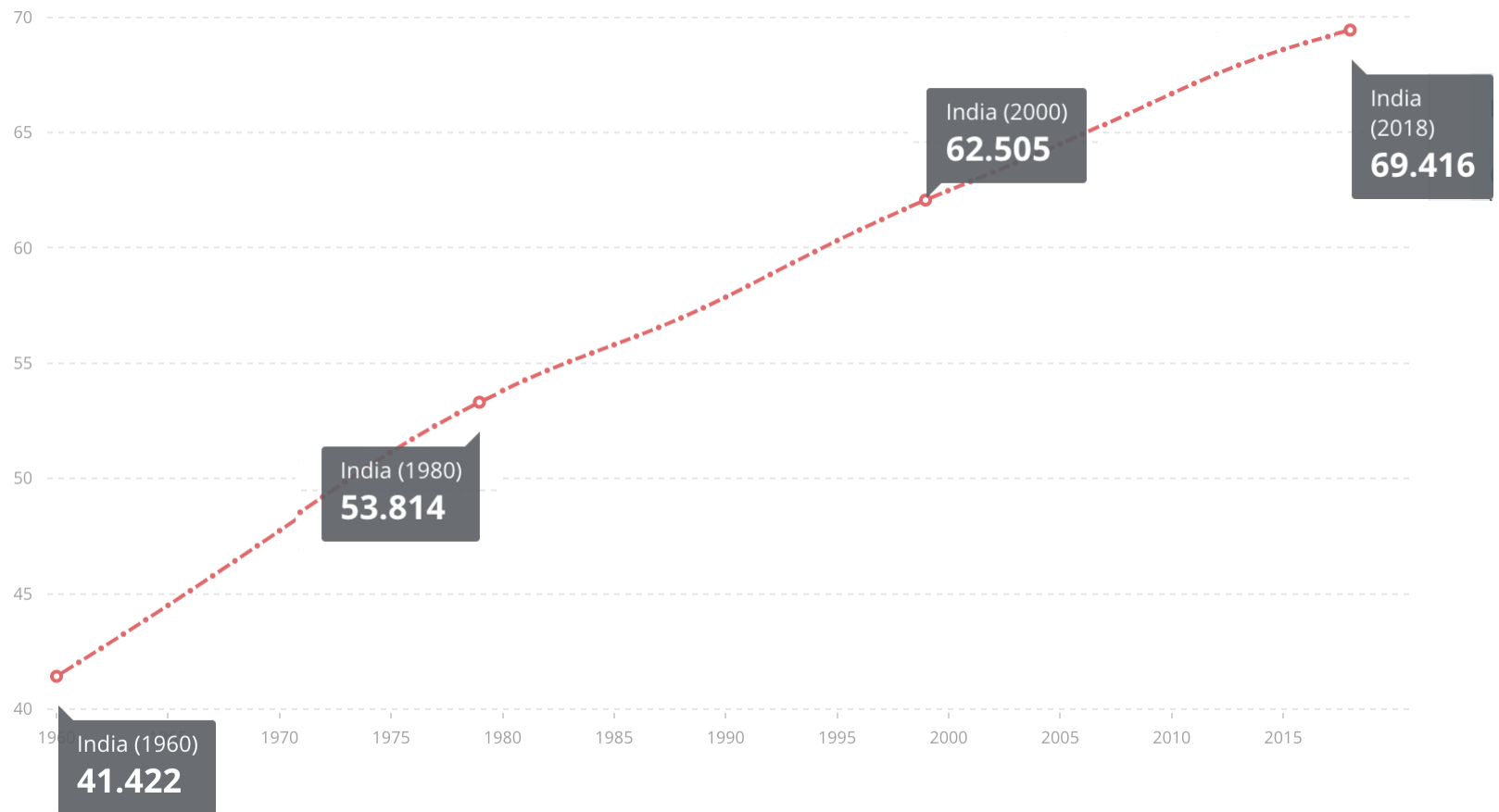
Malaysia

US\$ - 427
PPP - 1,194

Valuation of Health
in individual lives and collective
productivity

Valuation of Health in Individual Lives

Life Expectancy at Birth



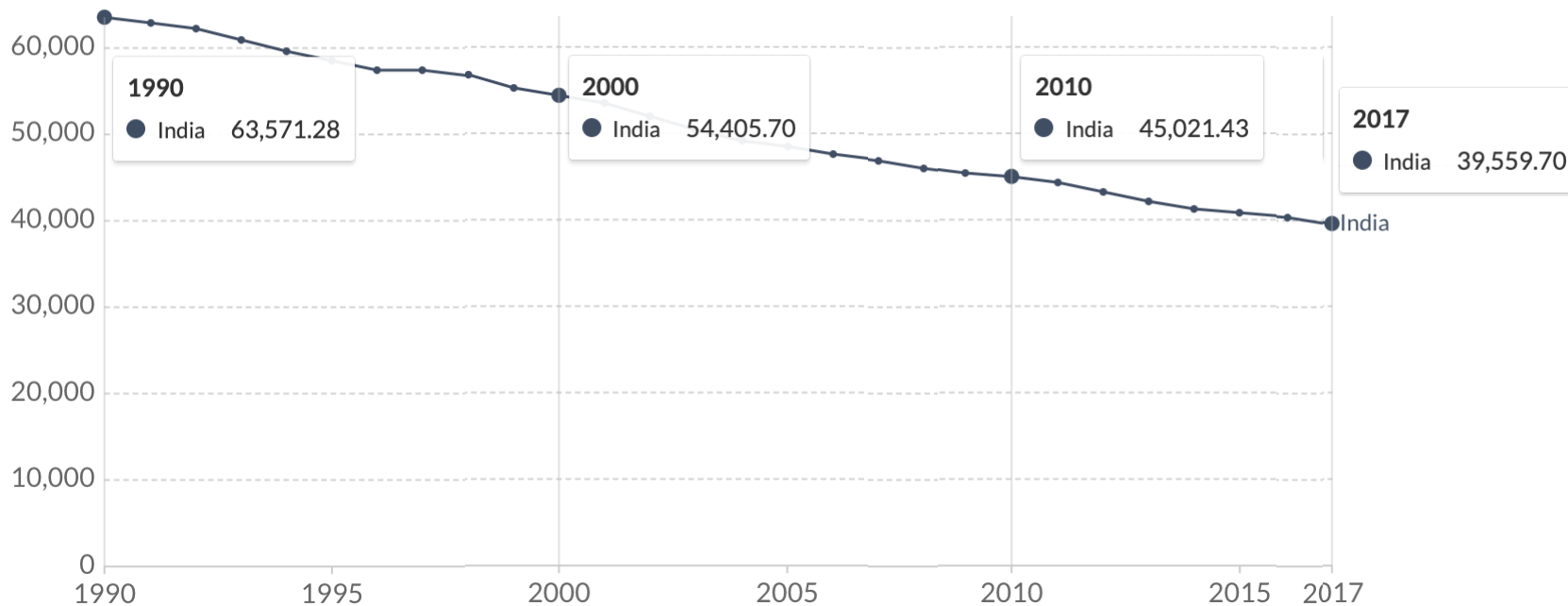
Valuation of Health in Collective Productivity

Burden of disease, 1990 to 2017

Our World
in Data

Disability-Adjusted Life Years (DALYs) per 100,000 individuals from all causes.

DALYs measure the total burden of disease – both from years of life lost due to premature death and years lived with a disability. One DALY equals one lost year of healthy life.



Source: IHME, Global Burden of Disease

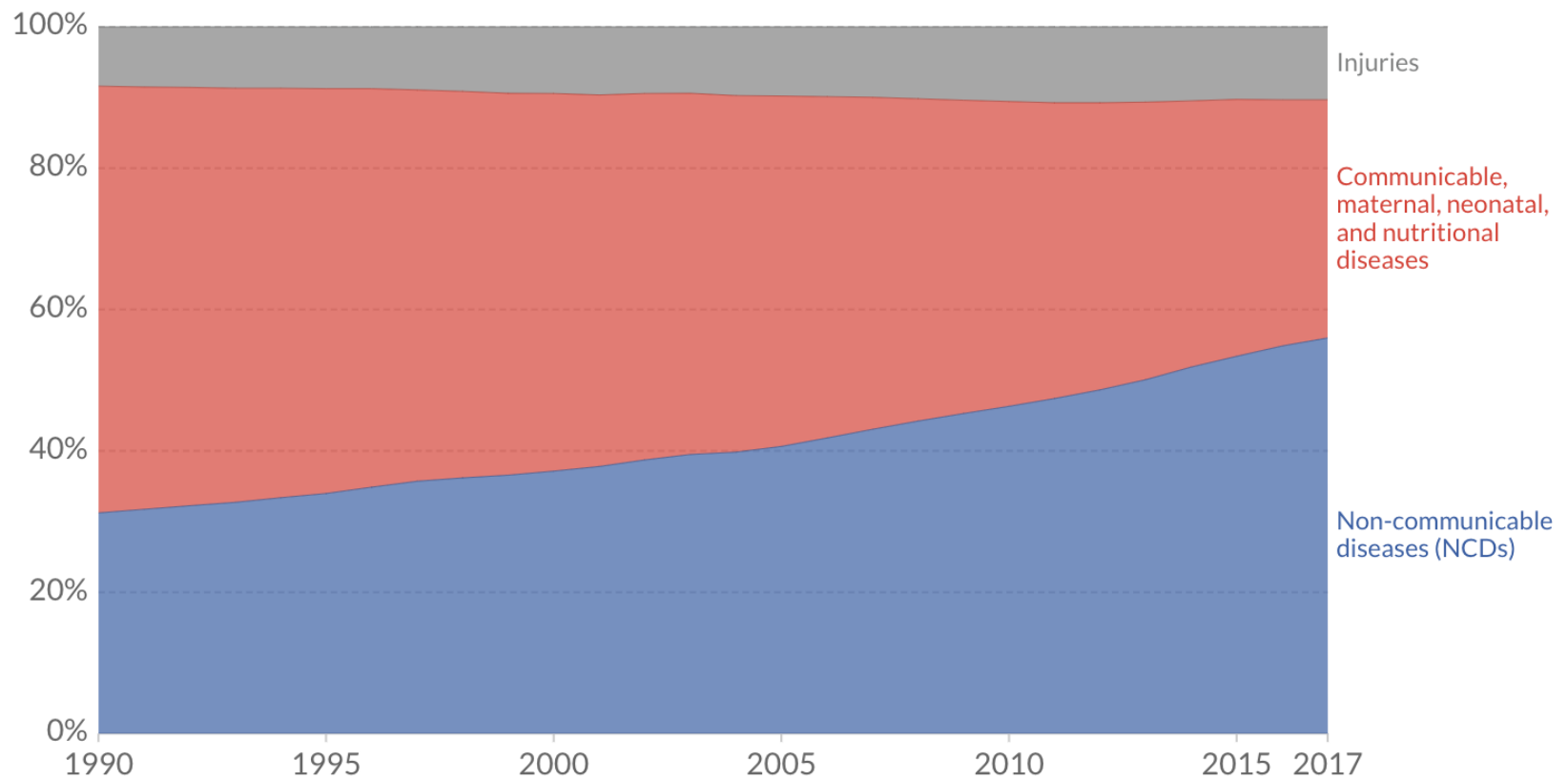
Note: To allow comparisons between countries and over time this metric is age-standardized.

OurWorldInData.org/burden-of-disease • CC BY

Total disease burden by cause, India, 1990 to 2017

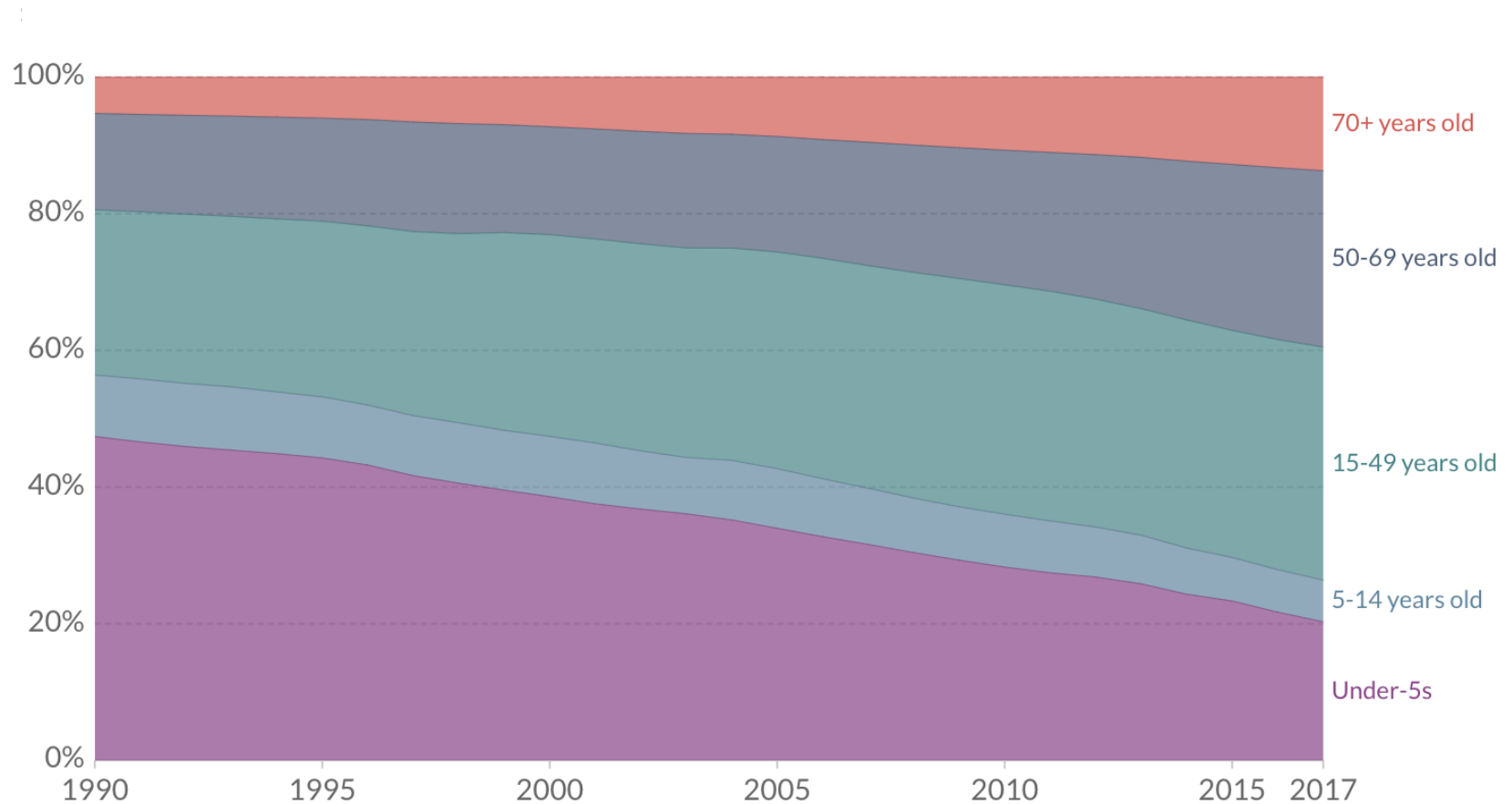
Total disease burden measured as Disability-Adjusted Life Years (DALYs) per year.

DALYs measure the total burden of disease – both from years of life lost due to premature death and years lived with a disability. One DALY equals one lost year of healthy life.



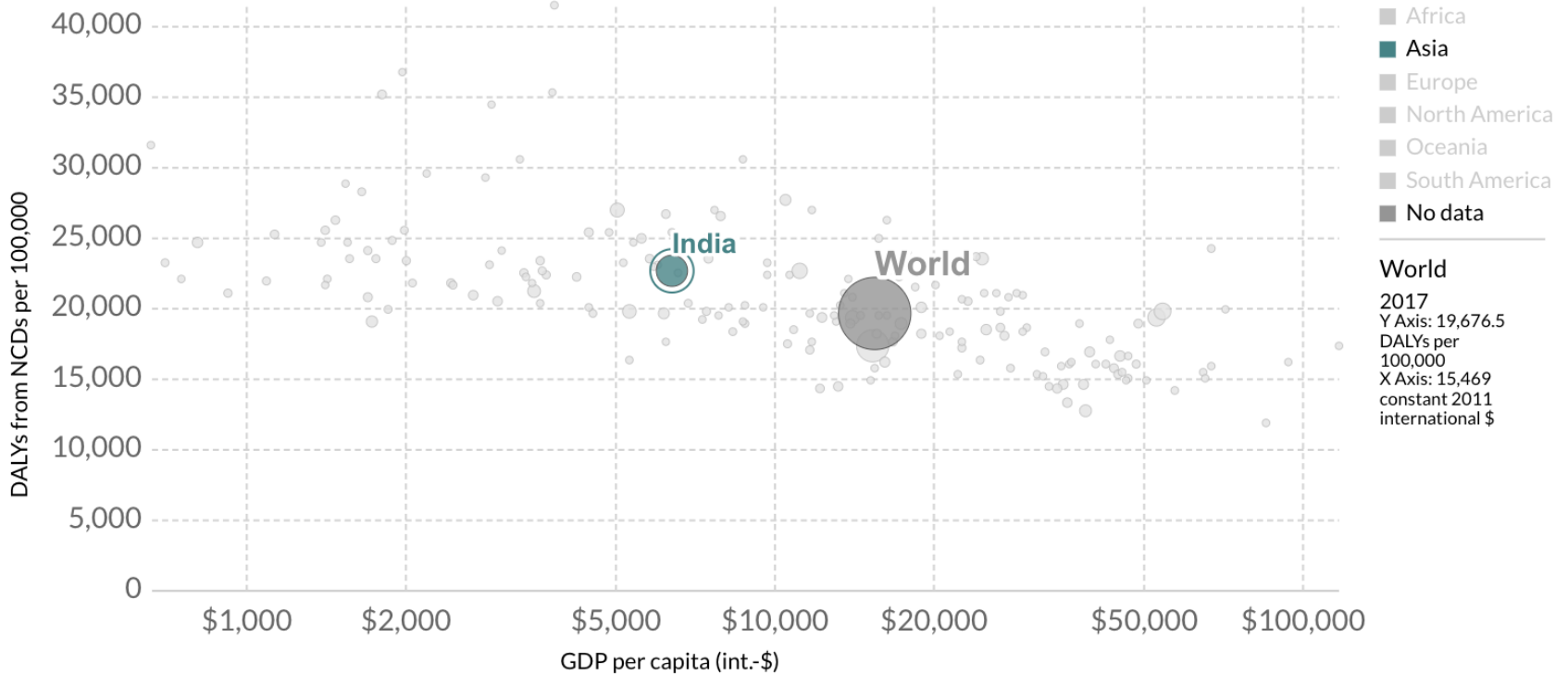
Disease burden by age, India, 1990 to 2017

Total disease burden by age, measured in Disability-Adjusted Life Years (DALYs) from all causes. DALYs measure the total burden of disease – both from years of life lost due to premature death and years lived with a disability. One DALY equals one lost year of healthy life.



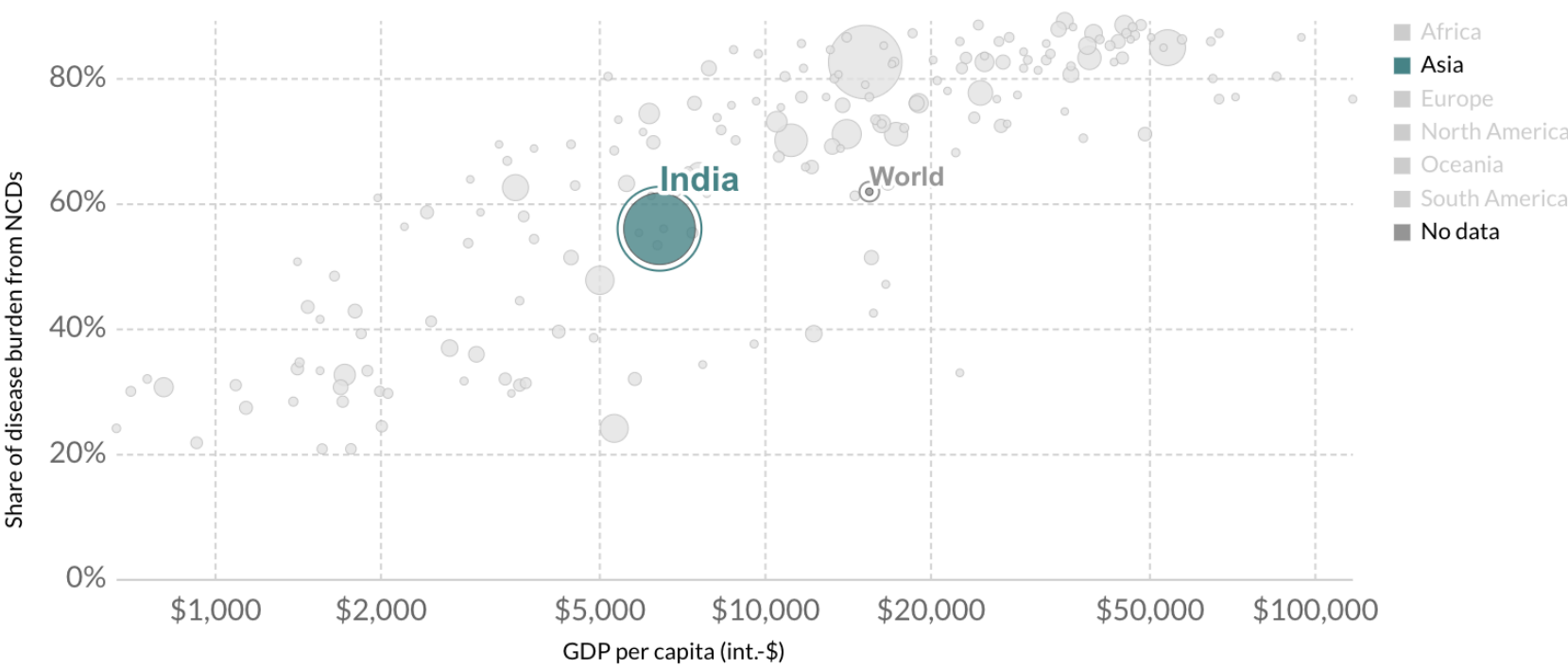
Disease burden from non-communicable diseases vs. GDP per capita, 2017

Disease burden to non-communicable diseases (NCDs), measured in DALYs (Disability-Adjusted LifeYears) per 100,000 individuals versus gross domestic product (GDP) per capita, measured in 2011 international-\$.




Share of disease burden from NCDs vs. GDP per capita, 2017

Share of total disease burden from non-communicable diseases (NCDs) versus gross domestic product (GDP) per capita, measured in 2011 international-\$. Disease burden is measured based on Disability-Adjusted Life Years (DALYs).



Who have been the **key contributors?**



Governmental agencies



Non-governmental agencies



Historical First Steps on NGOs in India

19th century

Emergence of the nation state and spread of nationalist consciousness across India made the primary focus of NGOs self-help and sociopolitical movements

20th century

Acknowledgement that the government alone is not enough and conferment of legal status to NGOs

Intrinsically India ideals of

Daana (giving)

Seva (service)

What is an NGO?

Official definition of the non-profit sector:

(a) organizations that, (b) not-for-profit and, by law or custom, do not distribute any surplus they may generate to those who own or control them, (c) are institutionally separate from government, (d) are self-governing and (e) are noncompulsory

Legal Status

- Societies Act 1860
- Public Trusts 1950
- Private Trusts 1882
- Non-Profit Company 2013

- You register with different Governmental authorities

E.g : Public Trust with the
Commissioner of Charity

Basis of Classification

- Operational area
- Source of Funds
- Based on use

Service Scape

3 million

NGOs in India



26.5%

Religious activities

21.3%

Community service

~25%

Education

17.9%

Sports & culture

6.6%

Health



40%

of health expenditure
of NGOs in India

Andhra Pradesh

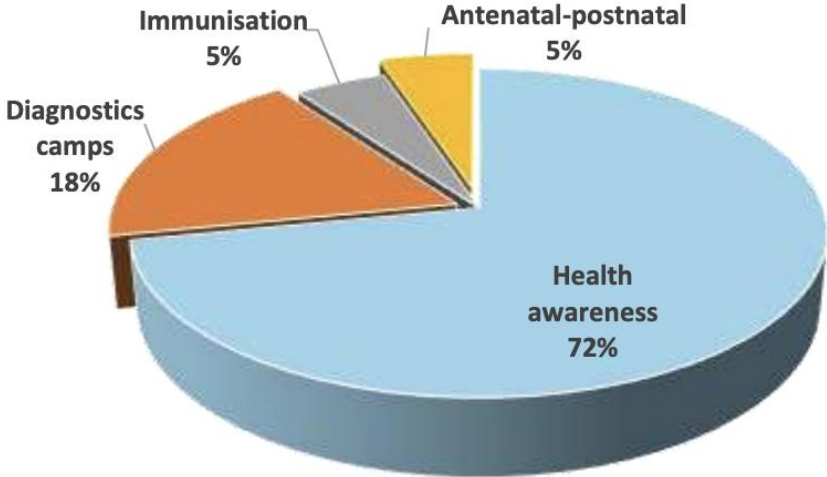
Maharashtra

Tamil Nadu

NGO health expenditure by types of care

62.5%

Preventive Care



21.1%

Curative Care



41%

Outpatient care

- Hospital outpatient
- Ambulatory clinics

36%

Hospital inpatient care

Post the COVID-19 Pandemic

is there an emerging space for visualizing a healthier India?

Lessons to take forward

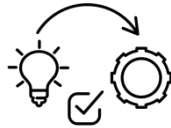
Composite Solutions Work



Policy



Research & Academia



Practice



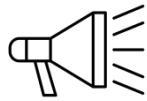
Private sector contribution



Citizens Engagement

Lessons to take forward

Window of Opportunity to



Speak about HEALTH



Build Partnerships



Strengthen Health Systems



Increase Health Investments



Focus on behaviour modification

HEALTH FOR ALL



Hanna Barczyk



Shanti Ashram

Gandhian center for development, learning and collaboration

